



How to Earn a Merit Badge

A presentation by: Logan Kirkland

What is a merit badge?

- Symbol of recognition
 - Hard work
 - Perseverance
 - Progression
- Two types:
 - Non-Eagle Required (green border)
 - Eagle Required (silver border)



Why earn merit badges?

- They are required for rank advancements
- They provide useful knowledge that can help with
 - Future jobs/careers/hobbies
 - Outdoor activities
- If you earn more than required, you achieve “palms” once you get to eagle scout



When do you start?

- Start earning merit badges once they become required for advancement
 - Get a 1-rank headstart
- Prioritize these:
 - Eagle Required merit badges
 - Ones that teach valuable and applicable life skills
 - Ones that require 3-month commitments (Ex: Family Life, Personal Management)

Steps to earn a merit badge

1

Determine what merit badge you want to earn

- 137 total merit badges
 - 21 are required for earning eagle scout
- Explore and indulge your interests
 - [Scouting.org/meritbadges](https://scouting.org/meritbadges) and meritbadge.org have the full list
- Consider the merit badges required for advancement

2

Get a blue card

- The Scoutmaster has blue cards with him at every meeting
- Fill out name of merit badge
- Scoutmaster signs the blue card when he gives it to you


Information for Applicant

- A merit badge application can be approved only by a registered merit badge counselor.
- You must have a buddy with you (Scout buddy system) at each meeting with the merit badge counselor.
- Turn in your approved application to your unit leader. You will be awarded the merit badge emblem and certificate at a suitable occasion.

Information for Counselor

- Merit badge applications must be signed in advance by the applicant's unit leader.
- The Scout must have his buddy (Scout buddy system) in attendance at all instructional sessions.
- You may not change any requirement, but you may share your knowledge or experience that will make the counseling more interesting and valuable.

#34124A



7 30176 34124 8

Requirement No. and letter	Date of approval	Counselor initial	Requirement No. and letter	Date of approval	Counselor initial

APPLICATION FOR MERIT BADGE

Name _____

Address _____

City _____

is a registered
 Boy Scout Varsity Scout Venturer
of _____ Troop, team, crew, ship No. _____

District _____

Council _____

and is qualified to begin working for merit badge noted on the reverse side.

Date _____ Signature of unit leader _____

BOY SCOUTS OF AMERICA®

34124A
2003 Boy Scouts of America

3

Find merit badge counselor(s)

- Refer to the troop website (troop604.net) for a list of counselors in our troop
- The Scoutmaster has a physical list of counselors within the council
- If your counselor has to be one of your parents, ok it first with the Scoutmaster

4

Contact counselor(s)

- Schedule initial appointment
- Include parents in communications

5

Print out workbook

- Go to meritbadge.org for the workbook (official requirements are on scouting.org/meritbadges)

6

Initial meeting with counselor(s)

- Discuss questions you have about requirements
- Adult(s) must be present (preferably parents)
- Get approval for the sections that require counselor approval

7

Fill out merit badge workbook

- Merit badge pamphlets contain information that helps fill in the blanks
- They can be found at:
 - “Troop Library” in the fireside room
 - Scout Store

8

Meet with counselor(s)

- Go over completed workbook
- You will be tested on your knowledge of the merit badge by your counselor(s)

9: Fill out blue card

- Ronald Reagan District
- Ventura County Council


Information for Applicant

- A merit badge application can be approved only by a registered merit badge counselor.
- You must have a buddy with you (Scout buddy system) at each meeting with the merit badge counselor.
- Turn in your approved application to your unit leader. You will be awarded the merit badge emblem and certificate at a suitable occasion.

Information for Counselor

- Merit badge applications must be signed in advance by the applicant's unit leader.
- The Scout must have his buddy (Scout buddy system) in attendance at all instructional sessions.
- You may not change any requirement, but you may share your knowledge or experience that will make the counseling more interesting and valuable.

#34124A



7 30176 34124 8

Requirement No. and letter	Date of approval	Counselor Initial

APPLICATION FOR MERIT BADGE

Name _____

Address _____

City _____


is a registered
 Boy Scout Varsity Scout Venturer
of _____ No. _____
Troop, team, crew, ship

District _____

Council _____

_____ and is qualified to begin working for merit badge noted on the reverse side.

Date _____ Signature of unit leader _____


BOY SCOUTS OF AMERICA

34124A
2003 Boy Scouts of America

The applicant has personally appeared before me and demonstrated to my satisfaction that he has met all requirements for the (please print)

_____ Merit badge

_____ Name of counselor

_____ Address of counselor

_____ City _____ ZIP code _____

_____ Telephone number of counselor

Signature of counselor _____ Date _____

Checked and recorded: _____

Date _____ Initials _____

Certificate and badge presented _____ Date _____

Applicant will turn in this portion to his unit leader for record posting.

APPLICANT'S RECORD

Name _____

has given me his completed application for the _____ Merit badge

Completed on _____ / _____ / _____ by _____

Signature of counselor _____

Signature of unit leader _____

COUNSELOR'S RECORD

Applicant _____

Troop Team Unit number _____

Post

_____ Merit badge

Date completed _____ / _____ / _____

Remarks _____

It is suggested that the counselor keep this record for at least 1 year in case any question is raised later in regard to this award.

10

Get the blue card signed

- Signatures needed:
 - Scoutmaster
 - Merit badge counselor
(after they sign, they take their portion of the blue card)

11

Turn in blue card

- Advancement chair
- Make sure to keep the leftover part in a safe place

12

Receive merit badge

- Physical merit badge is presented at next Court of Honor

Tips

- Budget your time; school/extracurriculars can get in the way
- Summer camp and Merit Badge Midway are very good places to earn more merit badges in less time
 - Be sure to complete prerequisites before attending events
 - You can attend any Midway
 - Merit badges started at one of these events can be finished with another counselor

How to Earn a Merit Badge